

let's play



As you let your child take the lead in the conversation about Jesus, you'll discover that there's plenty to talk about. A loving adult who is interested in what a child has to say is powerfully equipped to help him or her learn about Jesus in ways that have meaning for the child.

Christmas Shoe-Box Gift

Put together a shoe box filled with small gifts (markers, notebook, toothbrush, comb, etc.) for a boy or girl. Write a personal note on a Christmas card, and add the card to the box. Wrap the lid of the box in wrapping paper, and label it for a boy or a girl. Give the box to a charitable organization to distribute. **Our boxes can help other people learn the good news about Jesus' birth!**

Getting to Know Jesus

Find out what your child knows about who Jesus is, and help your child get to know Him better.

- Take the time to ask open-ended questions. "What do you think Jesus is like?" "What is something you remember Jesus did when He lived on Earth?"
- Ask about Jesus' birth. "What do you think Jesus did when He was a baby? A boy?" "Why do you think God sent Jesus to be born?"
- Listen carefully to your child's answers. Clarify gently with simple, clear explanations. ("Jesus didn't drive a car. When He was on Earth, there weren't any cars at all.") Ask another question or two that will help your child express what is still not clear.



Check out www.raisingupspiritualchampions.com for more information and resources to make an eternal difference in your kids' lives.


“God loved us and sent his Son.”

(See 1 John 4:10.)

let's talk

Today I learned:

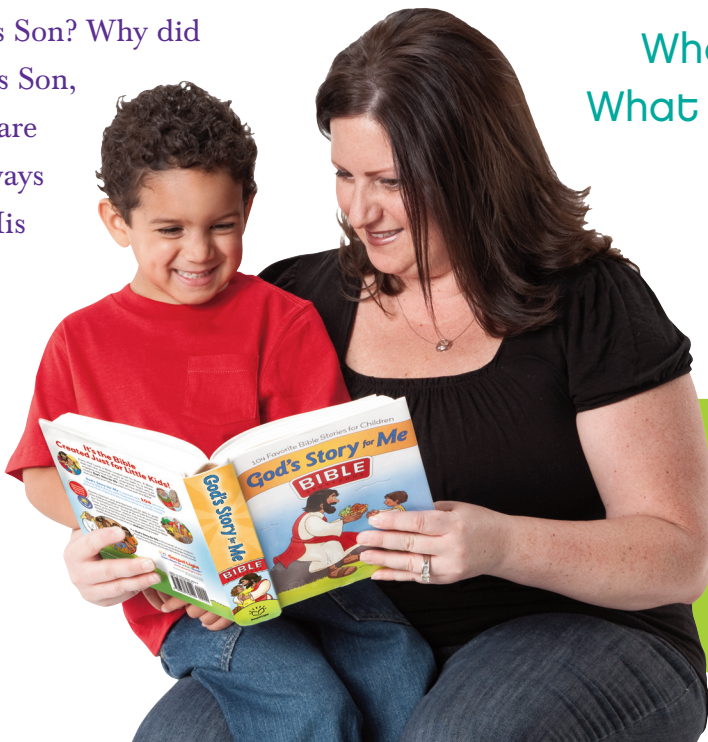
God's best way to show His love for us was by sending Jesus. We can thank God for His promise to send His Son, Jesus.



Ask me:

Who is God's Son? Why did God send His Son, Jesus? What are some other ways God shows His love to us?

Who is talking to Mary?
What did the angel tell Mary?



Read the story on the next page and on pages 272-275 in *God's Story for Me Bible* storybook.



let's listen

Bible Story

Matthew 1:18-25; Luke 1:26-56

Point to the pictures and let your child help you read the story.
For older children: Which face in the story looks afraid? Happy? Sleepy?



promise Elizabeth



Mary



Joseph



baby

A long time ago, God told His people a  .

God said He would send His Son to live with His people on Earth.

His Son would be the Savior.

But God did not say when He would send His Son.

So God's people waited and waited.

When would God keep His  to send His Son?

God was about to make His  come true.

One day God sent an angel to visit a young woman named  .

The angel surprised  . She was afraid!

The angel said, "Don't be afraid,  . God loves you.

God has chosen you to be the mother of the most special  ever born.


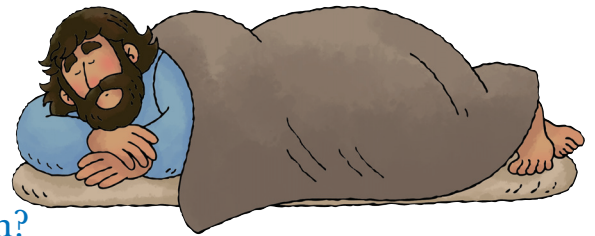
Name the  Jesus. He will be God's own Son.

He will be the Savior."

 wanted to share her good news!

So she went to see her cousin  .

God told  that  was going to be the mother of His Son, Jesus.





was glad to see .

She and  praised God together! There was one other person the angel visited.

A man named  was going to be Mary's husband.

While he slept, an angel talked to him in a dream.

The angel told  that  was going to have a special .

The angel told  to name the  Jesus.  must have been excited!

Now God's  made so long ago was going to come true!



Family Talk

Show your child an angel-shaped Christmas tree ornament. Ask,

- What is this? Where do we usually put this angel?
- What did an angel tell Mary?

Prayer Time

Things to talk about:

- What promise did God make to His people?
- Who is the Savior God promised to send?

Words to pray together:

Dear God, we love You.
Thank You for keeping Your promises.
Thank You for sending Jesus. We are glad for Jesus! In Jesus' name, amen.

